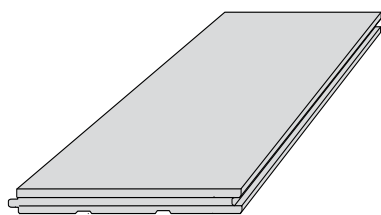
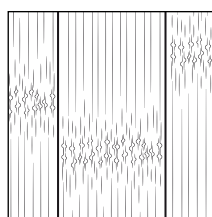


MOSO® bambooelite (solid wide board)

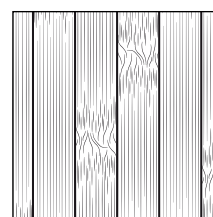
MOSO® Bamboo Elite is a floor board that is relatively long and wide (compared to other MOSO® floors) and is made of three layers of solid bamboo, equipped with a tongue/groove connection.




Plain Pressed



Side Pressed



High Density*



PP: Plain Pressed, **SP:** Side Pressed, **HD:** High Density*, **HDS:** High Density* Striped,
L: Lacquered Bona 85 g/m², **LN:** Lacquered Bona Naturale (extra matt) 125 g/m², **O:** Pre-oiled Woca Air Dried (has to be re-oiled after installation),
SE: Square Edge, **MB:** Micro Bevel.*) Middle layer cross pressed.

Natural	Caramel	Style	Finish	Edges	Dimensions (mm)	Box Content (pcs.)	Box Content (m ²)
	BF-LA350	PP*	-	SE	1960x159x15	8	2.493
	BF-LA370	SP*	-	SE	1960x159x15	8	2.493
BF-LA301	BF-LA351	PP*	L	MB	1960x159x15	8	2.493
BF-LA303	BF-LA353	PP*	O	MB	1960x159x15	8	2.493
BF-LA321	BF-LA371	SP*	L	MB	1960x159x15	8	2.493
BF-LA323	BF-LA373	SP*	O	MB	1960x159x15	8	2.493
BF-DT301	BF-DT351	HD*	LN	MB	1830x142x13	6	1.559
BF-DT303	BF-DT353	HD*	O	MB	1830x142x13	6	1.559
	BF-DT353S2	HDS*	O	MB	1850x128x13	8	1.894


installation summary (full version available on www.moso.eu/bamboo-elite)

- Check room climate conditions (room temp. 18-21°C, air humidity 40-65%).
- Check subfloor: this should be flat/clean/stable and should not exceed the maximum allowed moisture content (for example 1.8% for sand cement).
- The floor should be fully glued (for glue details see full version of installation instruction) and can also be installed floating (max width 6 m, max length 12 m, using expansion gaps).
- Use a PVAC wood adhesive to join the tongue and groove together.
- Elastic adhesive systems like 1-component Polyurethane or silan type of adhesives only can be used, when:
 - Shear strength Ts > 1.4 N/mm²
(3 days balanced at 23 degrees Celsius/50% Air Humidity)
 - Shear elongation y >= 0.5
(3 days balanced at 23 degrees Celsius/50% Air Humidity)
 Please ask your glue supplier for more information.
- This floor type can be installed - under certain conditions - on floor heating / cooling.
 - www.moso.eu/floorheating-cooling
- After installation: make sure proper cleaning and maintenance is done, fitting to the chosen finish. For oiled finish: the floor has to be re-oiled after installation. Polish the oil with a red pad or patina disc (possibly afterwards with white pad).

technical characteristics and certifications

- Density (Toplayer): +/- 700 kg/m³ (SP/PP), +/- 1050 kg/m³ (HD)
- Top layer thickness / Wear layer: approx. 5 mm (SP/PP), approx. 3 mm (HD)
- Shrink/Swell bamboo: 0.14% per 1% change in Moisture Content (SP/PP)
- Equilibrium MC: 10% at 20°C and 65% rel. Air Humidity (SP/PP)
8% at 20°C and 50% rel. Air Humidity (SP/PP)
- Resistance to Indentation - Brinell Hardness: ≥ 4 kg/mm² (SP/PP),
≥ 9.5 kg/mm² (HD) (EN 1534)
- Reaction to fire: Class Cfl-s1 (EN 13501-1)
- Formaldehyde emission: Class E0 (< 0.025 mg/m³) ¹⁾ Class E1 (< 0.124 mg/m³, EN 717-1)
- Slip resistance ²⁾: USRV 22 (SP/PP), USRV 26 (HD) (CEN/TS 15676) / R 10 (DIN 51130)
- Thermal conductivity: 0.17 W/mK (SP/PP), 0.19 W/mK (HD) (EN 12667)
- Thermal resistance: 0.0882 m²K/W (SP/PP), 0.0784 m²K/W (HD) (EN 12667)
- Use Class: Class 1 (EN 335)
- CO₂ neutral: LCA report TU Delft (ISO 14040/44) (www.moso.eu/lca)
- Environmental Product Declaration - EPD (EN 15804) (www.moso.eu/epd)
- FSC®: Products available with FSC® certification on request.
- Contribution LEED BD+C - v4: MR 1, MR 2, MR 3 (FSC®), EQ2 v2009: MR 6, MR 7 (FSC®), IEQ 4.3
- Contribution BREEAM: HEA 2, MAT 1, MAT 3 (FSC®), MAT 5 (HD)
- Guarantee: 30 years

¹⁾ E0 Class is an unofficial formaldehyde emission class, but it is commonly used to indicate that the product has a very low emission, not detectable (n.d.) emission or is produced with No Added Formaldehyde (NAF) glues. E0 products automatically qualify for the official E1 Class according EN 717-1.
²⁾ Only for lacquered versions.



The mark of responsible forestry
 FSC® C002063